

QUICKSILVER®

PILOTHOUSE



20
21

WELCOME TO THE PILOTHOUSE RANGE FROM QUICKSILVER.

Pilothouse gives you the freedom of the water, the freedom to fish and the freedom to be spontaneous. Perfect for friends and serious fishermen – they offer everything you could need and more.

From day trippers to overnighters, these boats let you seek out life rather than just let it happen – to enjoy life to the full: carefree and worry-free. Boats with all the power, comfort and practicality to get you out there. Life is more fun when you remove the obstacles.

Life is for living, for remembering.
It's a journey.
Seize the moment.

Explore our complete range of boats
and dealer network now at
www.quicksilver-boats.com

Life is now



QUICKSILVER[®]



CONTENT

Introduction Pilothouse	4
Smart Edition	5
905 PILOTHOUSE	6
NEW 805 PILOTHOUSE	10
NEW 705 PILOTHOUSE	14
605 PILOTHOUSE	18
Specifications	22

QUICKSILVER'S PILOTHOUSE RANGE WELCOME TO FUN

Sure...our boats are designed for a great fishing experience. But we know that you use your boat with your family and friends as well. Our Pilothouse range has been specifically designed to give you best-in-class features for optimal fishing and leisure combined with the comfort and style you have come to expect from Quicksilver.





THE SMART EDITION THE BEST WAY TO GET THE OPTIONS YOU NEED

People are different. So why should every boat be the same? We have designed our boats for optimal use, but we know that everybody has their own preferences.

That's why we are introducing the Smart Edition. The Smart Edition gives you what you need: a variety of option sets that are most frequently requested by our customers. So you can be sure you get the options you want. They also save you an average of 10 % when compared to ordering options separately.

Best of all, the Smart Edition has short delivery times and is probably already available at your local dealer right now – you'll be on the water before you know it.

905 PILOTHOUSE

THE PERFECT MIX FOR FISHING AND CRUISING COMFORT

The days you had to choose between comfort and performance, between fishing and cruising are gone. With the 905 Pilothouse you can have both! Designed without compromise for fishing, adventure & fun, and all in perfect safety and comfort. The 905 Pilothouse is suited for offshore cruising (category B) and carries up to 10 people. It features a comprehensive fishing station, as well as overnighting capacity for up to 6 persons. Performance is safe and agile thanks to the Mercury engine offering, and power of up to 500 hp. means you get to the fish in almost no time at all. The 905 Pilothouse; why settle for less when you can have it all.



Length Overall (m)	8,88
Beam Maximum (m)	2,99
Height - Without Canvas (m)	3,32
Dry Weight (Kg)	3100
Fuel Capacity (L)	400/580
CE Design Category	B
Maximum Number of People	10
Maximum Power (HP/kW)	500/368

905 PILOTHOUSE



SAFETY

Designed for robust yet high-performance use both inshore and offshore, the 905 Pilothouse's precision engineered deep-V hull is ideal for both fishing and cruising in a variety of weather and sea conditions. The high-spec electronic pack, which includes a Dual 9" GPS for precise navigation, a stereo with 6 speakers to enjoy your favorite music, and the Mercury VesselView Link interface module which displays all the engine information and provides control capability at your fingertips. The cabin offers a 360° visibility and dual pilothouse screen wipers and screen wash keep your view clean.

COMFORT

Fishing and comfort go hand in hand with the 905 Pilothouse both inside and outside the boat. The bow section and cockpit feature ample seating capacities, while the cockpit has an exterior flood light for night-time operation. Inside, the fully featured galley includes a sink and LPG stove, while the cabin gives easy access to a full size forward berth for 2 persons as well as a spacious aft berth configured for both single and dual accommodation. The fully separated head features an enclosed toilet as well as a pull-out shower.

FISHING

The 905 Pilothouse's large, well-appointed fishing cockpit is the serious angler's dream. The fish station comes with a sink, cutting board, cold water wash and rod holders, with the Fish Pack upgrade adding a livewell, raw water washdown, extra rod holders and in-cabin safe rod storage, refrigerator drawers and additional stainless steel rod holders. The entire station slides back at the touch of the button to maximise cockpit area. There are integrated fish lockers in the cockpit floor, an optional second helm station and integrated optional sun shade means there's no need to seek refuge from the sun.

STORAGE

Despite its impressive range of features, there's one thing the 905 Pilothouse doesn't lack and that is space. The cockpit has a large central storage as well as two fish lockers for holding your catch. Inside, you'll find storage in the dining area, in the galley and a large storage space under the berth in the cabin.

SMART EDITION

Be sure to get what you need: the Smart Edition is based on the options that are most frequently requested by our customers. In addition to that you save an average of 10% when compared to ordering options separately and this edition is probably already available at your local dealer right now.

905 PILOTHOUSE



2 Sliding fishing station with sink & faucet, cutting board & individual flip seats



10 Dinette table with adaptable seat configuration convertible to berth



19 Transom doors

1, 18 & 20



Large fishing cockpit with fish lockers
Port & starboard swim platforms
Single or twin engine configuration (max 500 hp)



11 Galley with sink & tab with refrigerator, single burner stove and microwave



Explorer Pack: Grey Hull Color with White Stern and Black Wrapping, Grey Colored Roof, Black Bow Railing with Fender Storage



15

Full double berth with storage below berth

Helm with hydraulic steering, SmartCraft, dual 9" GPS/Chart plotter, stereo and 12v outlet



12

MODEL FEATURES

1. Large fishing cockpit with fish lockers
2. Sliding fishing station with sink & faucet, cutting board & individual flip seats
3. Starboard & port flip down bench seats
4. Cockpit helm station & electronics
5. Access walkway to foredeck
6. Sliding side entry door to helm
7. Bow seat with cushion
8. Anchor locker & windlass
9. Pilot & co-pilot seat
10. Dinette table with adaptable seat configuration convertible to berth
11. Galley with sink, refrigerator, single burner stove and microwave
12. Helm with hydraulic steering, SmartCraft, dual 9" GPS/Chart plotter, stereo and 12v outlet
13. Wide steps to berths
14. Sliding cabin entry door
15. Full double berth with storage below berth
16. Head with enclosed sea toilet & pullout faucet/shower
17. Spacious aft berth with rod holder storage
18. Port & starboard swim platforms
19. Transom doors
20. Single or twin engine configuration (max 500 hp)



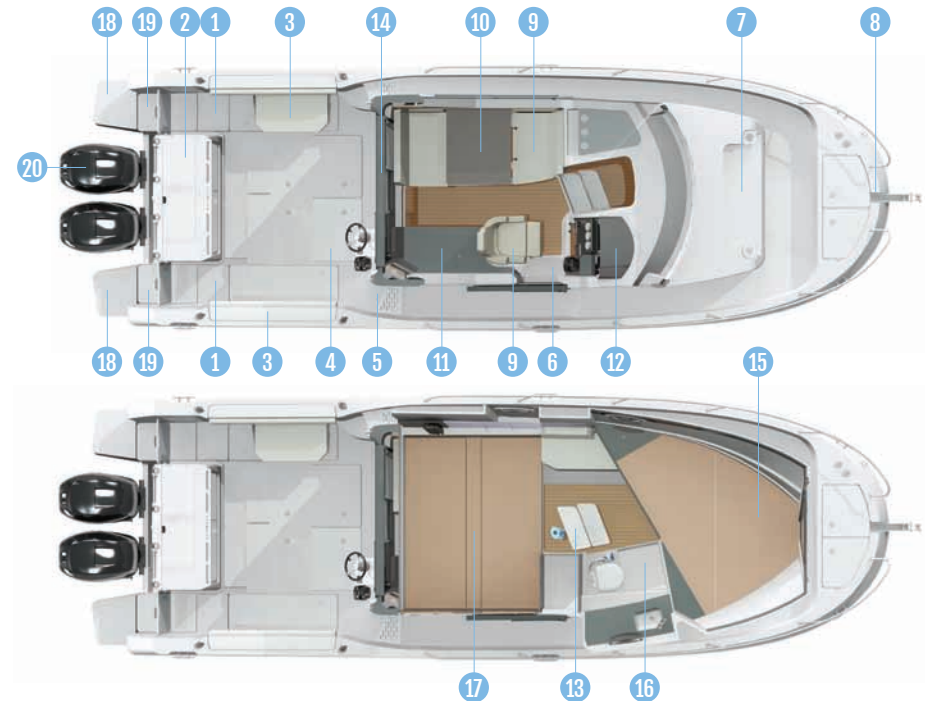
16

Head with enclosed sea toilet & pullout faucet/shower

Spacious aft berth with rod holder storage



17



805 PILOTHOUSE

WHEN FISHING IS A WAY OF LIFE

A new generation of Pilothouse models has arrived, tailored to the discerning angler. The curved hull portrays an aesthetically pleasing, sportier design. Centered around the sport you love, the 805 Pilothouse has features focused on a superior on-water experience such as an oxygenated fish locker to keep your bait fresh and your catch fresher. Reach your fishing spot faster with Mercury single and twin-engine options up to 350hp, and up to 9 people aboard. And for a premium experience, an Explorer version elevates your time on the water with more style and deluxe fishing features.



Length Overall (m)	7,15
Beam Maximum (m)	2,89
Height - Without Canvas (m)	2,80
Dry Weight (Kg)	2434
Fuel Capacity (L)	350
CE Design Category	C
Maximum Number of People	9
Maximum Power (HP/kW)	350/257

805 PILOTHOUSE



SAFETY

Enjoy dawn-to-dusk fishing worry-free with high freeboards that keep you on the right side of the rail. Lock your deck shoes under the toe rail as you reel in The Big One. Confidently cruise to your secret spot with up to 350L fuel capacity. Stay connected both shoreside and to other vessels with Simrad RS20 VHF while you safely navigate hazards with Simrad HALO20 Radar.

COMFORT

A quick afternoon on the lake or an overnighter on the sea. The salon table and adjustable seating in the 805 Pilothouse is a great place to unwind or seek shelter. The galley has all you need to cook a quick meal or keep beverages frosty. Two people can relax in comfort inside the berth and additional privacy is afforded with an enclosed head with a flushing marine toilet. The deck is wide open for fishing, and integrated seats starboard and aft fold out of the freeboard when you need to take a load off, and you can set up a cockpit table for a bite to eat.

FISHING

The 805 Pilothouse is geared for the serious angler, and it shows with the gear on board. Keep your daily limit fresh in the massive oxygenated fish locker with pump-out, and hose down the deck with lake or sea water after a busy day catching and cleaning with an integrated washdown faucet. Keep your eyelets intact and your line untangled with dedicated rod storage in the cockpit and cabin. And with the two helm positions, you can put your boat directly over the sonar marks or navigate tight spots near other boats.

DESIGN

Easily step into – and out of – the 805 Pilothouse with a door integrated into the starboard hull. The innovative cabin design offers convenient access from the cockpit and either port or starboard sides. An optional Explorer Pack adds a unique look you'll love to its sporty design with a gorgeous turquoise blue hull wrap and black rails, fender holders, and hardtop roof rack.

SMART EDITION

Be sure to get what you need: the Smart Edition is based on the options that are most frequently requested by our customers. In addition to that you save an average of 10% when compared to ordering options separately and this edition is probably already available at your local dealer right now.

805 PILOTHOUSE



Best in class fishing amenities including a station with livewell system and cutting board, large fish lockers with oxygenated water system, raw water washdown, rod holders, port and starboard toe rails, cockpit and cabin rod storage

Symmetrical cabin with full walkaround
Flip up bow cushion



Dinette table with adaptable seat configuration (3 doors version)




Access walkway to foredeck

13, 16 & 17



Sliding cabin entry door
Port & starboard swim platforms
Single or twin engine configuration (max 350 hp)



2-way convertible dinette: forward facing and dining (2 doors version)



Galley with sink, refrigerator and portable butane stove



Stylish Explorer version with navy blue hull and special wrap, black bow rails with black fender holders, a black hardtop roof rack and a rocket launchers rail



14

Double berth in cabin

Helm with hydraulic steering, SmartCraft, 9" GPS/Chart plotter, stereo and 12v outlet



11



15

Head with enclosed sea toilet & sink

Spacious fishing cockpit that doubles as a dining area thanks to the aft and starboard flip seats

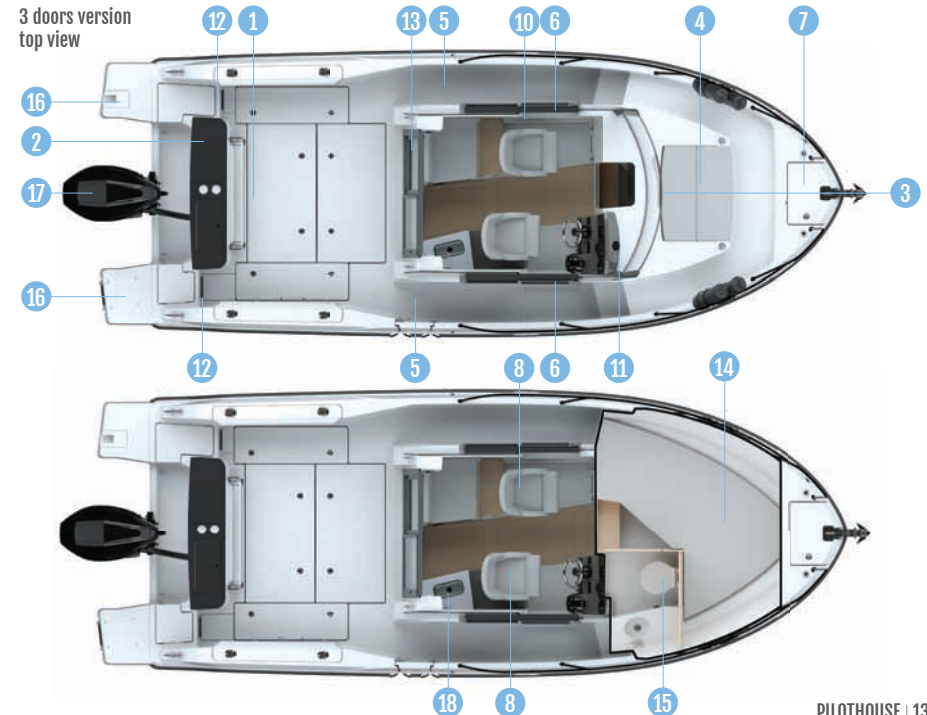


1

MODEL FEATURES

1. Spacious fishing cockpit that doubles as a dining area thanks to the aft and starboard flip seats
2. Best in class fishing amenities including a station with livewell system and cutting board, large fish lockers with oxygenated water system, raw water washdown, rod holders, port and starboard toe rails, cockpit and cabin rod storage
3. Symmetrical cabin with full walkaround
4. Flip up bow cushion
5. Access walkway to foredeck
6. Sliding side entry door to helm
7. Anchor locker & windlass
8. Pilot & co-pilot seat
9. 2-way convertible dinette: forward facing and dining (2 doors version)
10. Dinette table with adaptable seat configuration (3 doors version)
11. Helm with hydraulic steering, SmartCraft, 9" GPS/Chart plotter, stereo and 12v outlet
12. Transom doors
13. Sliding cabin entry door
14. Double berth in cabin
15. Head with enclosed sea toilet & sink
16. Port & starboard swim platforms
17. Single or twin engine configuration (max 350 hp)
18. Galley with sink, refrigerator and portable butane stove

3 doors version top view



705 PILOTHOUSE

EXPERIENCE PROFESSIONAL-GRADE ANGLING

Fishing isn't just a hobby, it's a lifestyle, and that's abundantly clear in the all-new 705 Pilothouse. A free-flowing cabin with an ergonomic, spacious design greet you for your fishing journey on board. The sleek, sporty hull is designed for the ultimate in comfort on open ocean or local lakes with best-in-class amenities. Control your vessel from the captain's seat or the second helm on deck and find both fish and safe harbour with top-quality electronics. Engine options up to 225hp and an eight-person capacity ensure a fun trip for everyone on your next angling outing.



Length Overall (m)	6,63
Beam Maximum (m)	2,54
Height - Without Canvas (m)	2,96
Dry Weight (Kg)	to be defined
Fuel Capacity (L)	200
CE Design Category	C
Maximum Number of People	to be defined
Maximum Power (HP/kW)	225/165

705 PILOTHOUSE

SAFETY

Reel in your big catch safely with your toes tucked under the port and starboard toe rails. Enjoy a clutter-free deck with rods and gear all stowed safely in the many built-in compartments. Boat confidently in all sea conditions knowing that high freeboards will keep you on the dry side of the boat. Thanks to the on-deck helm station, precision control for smooth fishing keeps you safer than ever.

COMFORT

Whether it's a day trip with friends or an overnighter with your family, expect a comfortable journey in the 705 Pilothouse. Dine on your fresh catch at the spacious cockpit table, grab a cold beverage from the 50L refrigerator, or slip into the front berth for a much-needed rest. Both captain and port side passenger can sit comfortably as you navigate calm or rough waters on plush seats with foldable stern and aft flip seats for additional anglers. And for privacy, a sea toilet is tucked away under the bow.

FISHING

Dedicated to your fishing experience, the 705 Pilothouse makes every venture for your personal best exciting. Keep your bait in peak condition in the livewell and your catch as fresh as can be in the large fish locker with oxygenated water system. Clean your catch on the spot with the built-in cutting board that can be washed down with raw water. And never risk breaking an eyelet when you store your rods out of the way in the convenient rod holders.

STORAGE

From its spacious hull and integrated storage compartments to the tidy electric windlass system for the anchor, the 705 Pilothouse is perfect for storing and organizing all your gear. Ample in-floor storage on deck and in the cabin ensure everyone can safely move around deck. With the biggest cockpit in its category and excellent configuration options, the 705 Pilothouse is sure to make a lasting impression.

SMART EDITION

Be sure to get what you need: the Smart Edition is based on the options that are most frequently requested by our customers. In addition to that you save an average of 10% when compared to ordering options separately and this edition is probably already available at your local dealer right now.



705 PILOTHOUSE

6 & 13



Anchor locker & windlass. Bow area suitable for fishing with integrated bow cushion

1 & 10




Spacious fishing cockpit that doubles as a dining area thanks to the aft and starboard flip seats
High freeboards for optimal safety

14 & 15



Port & starboard swim platforms
Transom doors

2



Best in class fishing amenities including a station with livewell system and cutting board, large fish lockers with oxygenated water system, raw water washdown, rod holders, port and starboard toe rails, rod storage


Galley with sink, refrigerator and portable butane stove



8



Stylish Explorer version with navy blue hull and special wrap, black bow rails with black fender holders, a black hardtop roof rack and a rocket launchers rail



12 Front cabin with berth and sea toilet

High freeboards for optimal safety
Single engine configuration up to 225 hp



10 & 16



11

Cockpit helm station & electronics

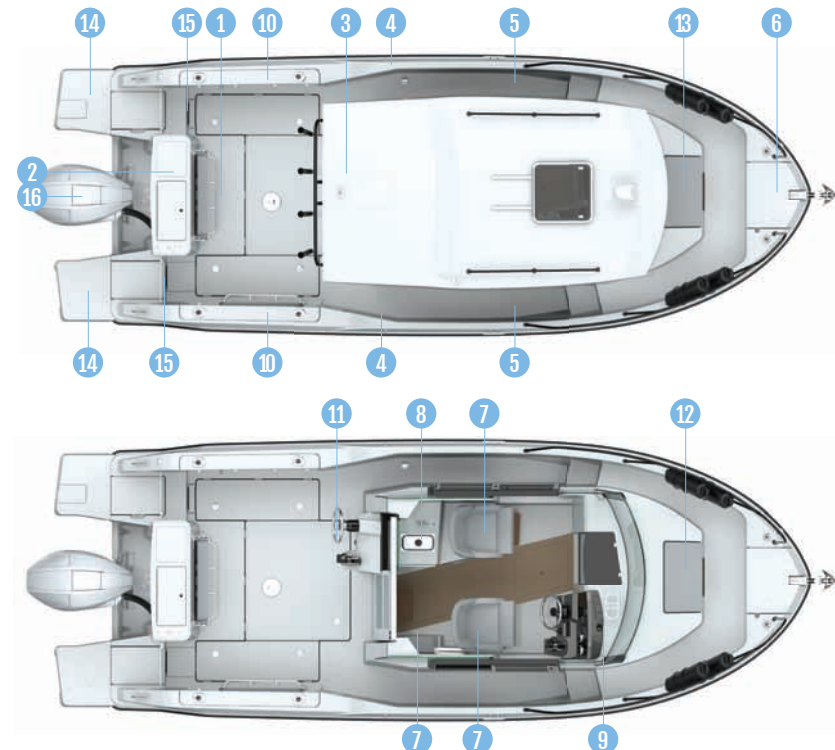


7 & 9

Pilot & co-pilot seat with additional flip-up passenger seat
Helm with hydraulic steering, SmartCraft, 9" GPS/Chart plotter, stereo, and 12v outlet

MODEL FEATURES

1. Spacious fishing cockpit that doubles as a dining area thanks to the aft and starboard flip seats
2. Best in class fishing amenities including a station with livewell system and cutting board, large fish lockers with oxygenated water system, raw water washdown, rod holders, port and starboard toe rails, rod storage
3. Slightly asymmetrical cabin with full walkaround
4. Access walkway to foredeck
5. Sliding side entry door to helm
6. Anchor locker & windlass
7. Pilot & co-pilot seat with additional flip-up passenger seat
8. Galley with sink, refrigerator and portable butane stove
9. Helm with hydraulic steering, SmartCraft, 9" GPS/Chart plotter, stereo, and 12v outlet
10. High freeboards for optimal safety
11. Cockpit helm station & electronics
12. Front cabin with berth and sea toilet
13. Bow area suitable for fishing with integrated bow cushion
14. Port & starboard swim platforms
15. Transom doors
16. Single engine configuration up to 225 hp



605 PILOTHOUSE

GREAT VALUE, GREAT FUN

Are you passionate about fishing? Our 605 Pilothouse provides real value. The 150 horsepower engine and larger than average cockpit make it easy to get to the fish and get those rods over the side. Make it even easier with an optional second helm station with navigation electronics. And our SMART edition now combines the perfect mix of Cockpit, Cabin and Fishing options to ensure that your craft is suited to your specific lifestyle and needs.



Length Overall (m)	5,75
Beam Maximum (m)	2,54
Height - Without Canvas (m)	2,81
Dry Weight (Kg)	1345
Fuel Capacity (L)	160
CE Design Category	C
Maximum Number of People	6
Maximum Power (HP/kW)	150/110



SAFETY

The 605 Pilothouse gives you such a good fishing experience you might not notice how safe it is! A hinged gate provides sea-height access to the transom. Starboard and port walkarounds provide fast accessibility to all areas of the boat. And a bow windlass option makes it easier than ever to drop anchor. The tempered glass windshield and large aft window with 360° visibility make it a breeze to see exactly where you are, and the best-dash-in-size range provides ample space for instrumentation and electronics to keep your journey on track.

COMFORT

Find all-weather protection in the cabin, with seating for two. Extra, easy-to-convert cockpit seating and dining area, offer you the possibility to relax outside. And after some intensive fishing, close the cabin curtains and grab a nap in the two-sleeper berth with fill-in cushions, and let the waves rock you to sleep.

FISHING

Expect plenty of cockpit space for you and your friends to enjoy great fishing moments. Store up to six rods below the coaming caps or in a secure and lockable floor storage area. Find the best fishing area with your optional GPS package and fish from the large cockpit. Then use the built-in lockers to store your catch until it's time to grill. The 605 Pilothouse – ideal for fishing with friends.

STORAGE

The 605 Pilothouse is all about a sense of freedom and open space on the water – no cluttered experience here. Rods and other storage items will fit easily in lockable floor areas or in the high freeboards. Your bait and fish will stay fresh in the livewell and fish locker. And with storage possibilities under the bench and storage lockers in the cockpit floor, you'll have plenty of space to move around with ease.

SMART EDITION

Be sure to get what you need: the Smart Edition is based on the options that are most frequently requested by our customers. In addition to that you save an average of 10% when compared to ordering options separately and this edition is probably already available at your local dealer right now.



605 PILOTHOUSE

2&6



Full bench seat
Port flip down bench seats
and cockpit table as part
of Cockpit Comfort Pack

2



Folding seat allowing
full engine tilt position



Transom access

14



Bow area suitable
for fishing



Explorer Pack: Grey Hull Color with White Stern and
Black Wrapping, Grey Colored Roof, Black Bow Railing
with Fender Storage

2 fish lockers with
standard drains



4

10 & 11



2 seats with slide/swivel & flip-up bolsters
Integrated helm with hydraulic steering, mounting area for 7" GPS/Chart plotter, stereo and 12v outlet



Optional rocket launcher rod holders & black roof rack

12



Double berth with storage below and berth cushions

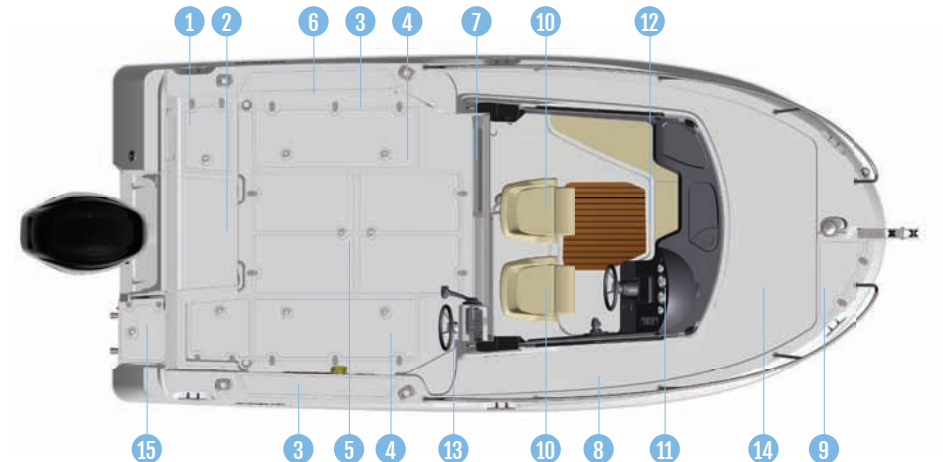
13



Second helm station with Simrad GPS/Chart Plotter 7" NSS evo3

MODEL FEATURES

1. Livewell
2. Full bench seat with folding seat allowing full engine tilt position
3. 2 rod storage racks (3 rods per side)
4. 2 fish lockers with standard drains
5. Cockpit floor storage & battery access & cockpit service hatch
6. Port flip down bench seats and cockpit table as part of Cockpit Comfort Pack
7. Sliding cabin entry door
8. Access walkway & access to foredeck
9. Anchor locker & windlass
10. 2 seats with slide/swivel & flip-up bolsters
11. Integrated helm with hydraulic steering, mounting area for 7" GPS/Chart plotter, stereo and 12v outlet
12. Double berth with storage below and berth cushions
13. Second helm station and 7" second station electronics (GPS/Chartplotter networked to primary system)
14. Bow area suitable for fishing
15. Transom access and removable back seat



SPECIFICATIONS

ENGINE SPECIFICATIONS

Choose among our vast range of robust and powerful Mercury outboard engines, the most appreciated of all time. You'll have the very best and most up-to-the-minute engine power to take your boat out to enjoy the delights of the water.

Moreover, you will benefit from a national and international network of dealers for service. Additionally, a five-year warranty programme is applicable for all eligible Mercury outboard engines*. The programme will be offered to owners of new Mercury outboard engines**. The warranty applies to Mercury Verado® and FourStroke engines

purchased in Europe, the Middle East, Africa and the CIS region.

The five years of comprehensive factory-backed coverage includes labour for failures caused by defects in material or workmanship. What's more, the new warranty is transferable if the engine is sold within the five-year period. The warranty applies to recreational use only.

* Conditions and exclusions apply.

** Provided that all extended warranty conditions are met.

MERCURY ENGINE OPTIONS	905 PILOTHOUSE	805 PILOTHOUSE	705 PILOTHOUSE	605 PILOTHOUSE
Mercury F100 / F100 CT				x
Mercury F115 / F115 CT			x	x
Mercury F150			x	x
Mercury 175 V6			x	
Mercury 200 V6			x	
Mercury 225 V6		x	x	
Mercury 250 V8 Verado	x	x		
Mercury 300 V8 Verado	x	x		
Mercury 350 L6 Verado	x	x		
Mercury 400 L6 Verado	x			
2x Mercury F150		x		
2x Mercury 175 V6	x			
2x Mercury 200 V6	x			
2x Mercury 225 V6	x			
2x Mercury 250 V8 Verado	x			
2x Mercury 250 V8 Verado with JPO	x			

MODEL SPECIFICATIONS



MODEL SPECIFICATIONS	905 PILOTHOUSE	805 PILOTHOUSE	705 PILOTHOUSE	605 PILOTHOUSE
Length Overall (m)	8,88	7,15	6,63	5,75
Length Overall Max with Options (m)	9,32	7,72	7,17	6,22
Length of Hull (m)	8,50	6,99	6,45	5,50
Beam Maximum (m)	2,99	2,89	2,54	2,54
Height - Without Canvas (m)	3,32	2,8	2,96	2,81
Dry Weight (Kg)	3100	2434	TBD	1345
Draft Hull (m)	0,59	0,60	TBD	0,46
Fuel Capacity (L)	400 ¹	350	200	160
CE Design Category	B	C	C	C
Maximum Number of People	10	9	TBD	6
Maximum Power (HP)	500	350	225	150
Maximum Power (kW)	368	257	165	110
Water Capacity (L)	100	80	45	
OB Shaft Length	1-XXL/2-XL	1-XXL/2-XL	XL	XL

1 Optional 580 L

TBD: to be defined



PACKS AND EDITIONS

PACKS AND EDITIONS	905 PILOTHOUSE	805 PILOTHOUSE	705 PILOTHOUSE	605 PILOTHOUSE
SMART EDITION	X	X	X	X
Cabin Comfort Pack	x	x	x	x
Cockpit Comfort Pack	x	x	x	x
Fish Pack	x	x	x	x
Mooring kit	x			x

FISH PACK	X	X	X	X
Fish Locker with Pumpout & oxygenated water system		x	x	
Interior Rod Racks	x	x		
Rod holders on Pilothouse	x			
Extra Rod holders	x		x	x
Wash Down Faucet	x	x	x	x
Toe Rails	x	x	x	
Livewell System	x	x	x	x
Fishing Station			x	

COCKPIT COMFORT PACK	X	X	X	X
Port Flip Down Seat	x			x
Starboard Flip Down Seat	x	x	x	
Aft Flip Down Seat		x	x	
Bow Cushion	x		x	
Cockpit Table	x	x	x	x
Twin flip seats in fish station	x			
Aft Bench Seat / Cushions				x
LED Courtesy Lights		x		
Cockpit Shower		x		
Swim Platform Extension		x	x	
Mooring kit		x	x	
Fender clips (2)			x	

CABIN COMFORT PACK	X	X	X	X
Refrigerator	x	x	x	
Single Burner Stove	x	x ⁴	x ⁴	
Interior curtains	x	x	x	x
Roof Hatch		x	x	x
Berth Filler/Cushions		x	x	x
Port Windshield Wiper			x	
Windshield Wash		x	x	
Cabin Passenger seat			x	

PACKS AND EDITIONS	905 PILOTHOUSE	805 PILOTHOUSE	705 PILOTHOUSE	605 PILOTHOUSE
EXTERIOR LIGHTING PACK	X			
Roof Spotlight	x			
Courtesy LED lights	x			

ELECTRONIC PACK SINGLE HELM	X	X	X	X
Simrad GPS/Chart Plotter 9" NSS evo 3 with HDI Transducer		x	x	
Dual Simrad GPS/Chart Plotter 9" NSS evo 3 with HDI Transducer	x			
Simrad GPS/Chart Plotter 7" NSS evo 3 with HDI Transducer				x
Stereo Fusion with 4 speakers		x	x	x
Stereo Fusion with 6 speakers	x			
VesselView Link digital interface	x	x	x	x

ELECTRONIC PACK DUAL HELM	X			X
Dual Simrad GPS/Chart Plotter 9" NSS evo 3 with HDI Transducer	x			
Simrad GPS/Chart Plotter 7" NSS evo 3 with HDI Transducer	x			2x
Stereo Fusion with 4 speakers and USB port				x
Stereo Fusion with 6 speakers and USB port	x			
VesselView Link digital interface	x			x

EXPLORER PACK	X	X	X	X
Grey Hull Color with White Stern and Black Wrapping	x			x
Grey Colored Roof	x			x
Black Bow Railing with Fender Storage	x	x	x	x
Navy turquoise blue hull with special Explorer hull wrap		x	x	
Rocket Launcher Rod Holders & Black Roof Rack		x	x	

EQUIPMENT & OPTIONS

HULL & DECK	905 PILOTHOUSE	805 PILOTHOUSE	705 PILOTHOUSE	605 PILOTHOUSE
Hull color (navy turquoise blue)		o	o	
Navy turquoise blue hull with special Explorer hull wrap		Exp	Exp	
Grey Hull Color with White and Black Wrapping at Stern	Exp			Exp
Grey Colored Roof	Exp			Exp
Black Bow Railing with Fender Storage	Exp	Exp	Exp	Exp
Swim Ladder	v	v	v	v
Swim Platform	v	v	v	o
Swim Platform Extensions	o	o/Cockpit/ED	o/Cockpit/ED	
Bow Roller	v	v2	o	v
Bow Mooring Bollard		o		
Starboard cockpit access door		v		
Anchor Locker	v	v	v	v
Anti-Theft Secure Eye	o	o	o	o
Navigation Lights	v	v	v	v
Rod holders on Pilothouse	Fish/ED			
Flexiteek Flooring	o			
Rocket Launcher Rod Holders & Black Roof Rack		Exp	Exp	o
Black Roof Rack	o			
Hull Side Windows	v			
LED Courtesy Lights	Light	Cockpit/ED		
Fender clips (2)			Cockpit/ED	

COCKPIT	905 PILOTHOUSE	805 PILOTHOUSE	705 PILOTHOUSE	605 PILOTHOUSE
Fish lockers	v	v	v	v
Fish Locker with Pumpout & oxygenated water system		Fish/ED	Fish/ED	
Cockpit Rod Storage	v	v	v	v
Rod holders	v	v	v	v
Extra Rod holders	Fish/ED		Fish/ED	Fish/ED
Wash Down Faucet	Fish/ED	Fish/ED	Fish/ED	Fish/ED
Toe Rails	Fish/ED	Fish/ED	Fish/ED	
Bait preparation station	v	v	v	
Livewell System	Fish/ED	Fish/ED	Fish/ED	Fish/ED
Cockpit Shower	v ¹	Cockpit/ED	o	
Self Bailing Cockpit	v	v	v	v
Aft Flip Down Seat		Cockpit/ED	Cockpit/ED	
Port Flip Down Seat	Cockpit/ED			Cockpit/ED
Starboard Flip Down Seat	Cockpit/ED	Cockpit/ED	Cockpit/ED	
Aft Bench Seat /Cushions				Cockpit/ED
Cockpit Table	Cockpit/ED	Cockpit/ED	Cockpit/ED	Cockpit/ED
Transom Door	v	v	v	v
Cockpit Flood Light	v	v	v	v
Second Helm Station	o	o	o	o
Fishing Station	v	v	Fish/ED	
Twin flip seats in fish station	Cockpit/ED			

BOW	905 PILOTHOUSE	805 PILOTHOUSE	705 PILOTHOUSE	605 PILOTHOUSE
Bow Cushion	Cockpit/ED	v	Cockpit/ED	

HELM	905 PILOTHOUSE	805 PILOTHOUSE	705 PILOTHOUSE	605 PILOTHOUSE
SmartCraft Speedometer/Tachometer	v	v	v	v
12v electrical socket	v	v	v	v
Stereo Fusion with 4 speakers		Elec	Elec	Elec 1H/2H
Stereo Fusion with 6 speakers	Elec 1H/2H			
DAB Stereo kit with Antenna	o	o	o	o
Simrad GPS/Chart Plotter 7" NSS evo3 with HDI Transducer - Mounted in Cockpit	Elec2H	o	o	Elec 2H
Simrad GPS/Chart Plotter 7" NSS evo3 with HDI Transducer - Mounted in Cabin				Elec 1H/2H
Simrad GPS/Chart Plotter 9" NSS evo3 with HDI Transducer - Mounted in Cabin		Elec	Elec	
Dual Simrad GPS/Chart Plotter 9" NSS evo3 with HDI Transducer	Elec 1H/2H			
Simrad VHF RS20	o	o	o	
VesselView Mobile	v	v	v	v
VesselView link digital interface	Elec 1H/2H	Elec	Elec	Elec 1H/2H
Active Trim	v	o ⁵	o ⁵	o

GALLEY	905 PILOTHOUSE	805 PILOTHOUSE	705 PILOTHOUSE	605 PILOTHOUSE
Sink with Tap	v	v	o	
Pressure Fresh Water System	v	v	o	
Single Burner Stove	Cabin/ED	Cabin/ED ⁴	Cabin/ED ⁴	
Refrigerator	Cabin/ED	Cabin/ED	Cabin/ED	
Microwave	Opt			



- 1 Cold water standard, hot/cold water optional
- 2 Only on the 3 doors version
- 3 Available on Twin Verado 250

- 4 Portable
- 5 Optional up to 150hp - Standard on V6/V8 engines 175hp and up

- 6 With electric flushing system
- 7 Only on the 2 doors version

CABIN	905 PILOTHOUSE	805 PILOTHOUSE	705 PILOTHOUSE	605 PILOTHOUSE
Berths	6	2	2	2
Storage below Berth	v	v	v	v
Berth Filler/Cushions	v	Cabin/ED	Cabin/ED	Cabin/ED
Opening Hull Portlights	v			
Foredeck Opening Portlight	v	v	o	
Cabin Lights	v	v	v	v
Interior Curtains	Cabin/ED	Cabin/ED	Cabin/ED	Cabin/ED
Interior Rod Racks	Fish/ED	Fish/ED		
Pilot & Co-pilot Seat	v	v	v	v
Cabin Passenger seat			Cabin/ED	
Opening Side Window	v	v ⁷		v
Roof Hatch	o	o/Cabin/ED	o/Cabin/ED	o/Cabin/ED
Hatch Screen Cover (hatch cover and mosquito net)	o			
Starboard Pilothouse Entry Door	v	v	v	
Portside Pilothouse Entry Door		o	v	
Table/Dinette	v	v	v	
Dinette Seat Configuration	v	v ⁷		
Fire Extinguisher	v	v	v	v
Sea Toilet			o	

HEAD	905 PILOTHOUSE	805 PILOTHOUSE	705 PILOTHOUSE	605 PILOTHOUSE
Sink with Tap	v	o		
Shower	v			
Enclosed Sea toilet	v ⁶	o ⁶		
Opening Portlight	v	o		

COVER & CANVAS	905 PILOTHOUSE	805 PILOTHOUSE	705 PILOTHOUSE	605 PILOTHOUSE
Sun Awning	o	o	o	o
Complete Enclosed Canvas	o	o		o
Exterior Helm Cover	A	A	A	A

v = Standard o = Optional ED = Part of Smart Edition A = Accessory NA = Non available

ED = Part of Smart Edition

Cabin = Part of Cabin Comfort Pack

Cockpit = Part of Cockpit Comfort Pack

Fish = Part of Fish Pack

Exp = Part of Explorer Version

Light = Part of Exterior Lighting Pack

Elec 2H = Part of Electronic Pack - Offered on the Second Helm

Elec 1H = Part of Electronic Pack - Offered on the Main Helm

Elec = Part of the Electronic Pack

EQUIPMENT	905 PILOTHOUSE	805 PILOTHOUSE	705 PILOTHOUSE	605 PILOTHOUSE
Shore Power	o	o		
City Water Inlet	v			
Dual Battery System	v	v	v	
CO Monitor	v	v	v	v
Smoke Detector	v	v	v	
OB Pre-Rigging	v	v	v	v
Electric & Manual Bilge Pump	v	v	v	v
Diesel heat	o	o	o	o
Bow Thruster	o	o	o	
Bow Thruster with Second Helm Station	o	o	o	
Motor Bracket				o
Bow Electrical Windlass	o	o	o	o
Transom Electric Windlass	o	o	o	
Hydraulic Steering	v	v	v	v
Electric Trim Tabs	o			
Zipwake Dynamic Trim-Control System 450S		o		
Zipwake Dynamic Trim-Control System 300S			o	
580L Fuel tank	o			
Grey Water System with Dock Discharge	o			
Grey Water System with Manual Discharge	o			
Mooring kit ¹	o/ED	o/Cockpit/ED	o/Cockpit/ED	o/ED
Starboard Windshield Wiper	v	v	v	v
Port Windshield Wiper	v	v	Cabin/ED	
Windshield Wash	v	Cabin/ED	Cabin/ED	
Single Air Conditioner on shore power	o			
Single Air Conditioner on shore power & Gas or diesel generator	o			
Dual Air Conditioner on shore power & Gas or diesel generator	o			
Water heater	o			
Roof Spotlight	Light	o	o	
Simrad HALO20 Radar	o	o		
Joystick Piloting for Outboards	o ³			

PACKS	905 PILOTHOUSE	805 PILOTHOUSE	705 PILOTHOUSE	605 PILOTHOUSE
SMART Edition	x	x	x	x
Cabin Comfort Pack	x	x	x	x
Cockpit Comfort Pack	x	x	x	x
Exterior Lighting Pack	x			
Electronic Pack		x	x	
Electronics Pack Single Helm	x			x
Electronics Pack Dual Helm	x			x
Fish Pack	x	x	x	x
Explorer Pack	x	x	x	x

¹ Models < 7 meter : 4 fenders (53x13 cm), 4 fender covers with Quicksilver logo, 4 fender ropes (1,5 m) and 4 ropes (7 m)

Models > 7 meter : 6 fenders (61x16 cm), 6 fender covers with Quicksilver logo, 6 fender ropes (2 m) and 4 ropes (9 m)

QUICKSILVER®

Explore our dealer network at
www.quicksilver-boats.com



The quality system of
Brunswick Marine in EMEA
is ISO 9001 certified

© 2021 Brunswick Marine in EMEA. All Rights Reserved.

Brunswick Marine in EMEA continuously explores means to improve the products it designs, manufactures and distributes. Every effort is made to produce sales and service literature which is current. Changes to specifications of engines, boats and accessories are ongoing. This brochure should not be regarded as a precise guide to the latest specifications. This brochure is also not an offer for sales of any particular engine, boat or accessory. Distributors and dealers are not agents of Brunswick Marine in EMEA or one of its affiliates and they have no authority to bind Brunswick Marine in EMEA by any express undertaking or representation, including but not limited to representations of product, sales, applications or service nature. Not all products are available in all countries and some are available only in limited quantities. Some products shown in this catalogue are equipped with optional accessories. Please see your local dealer.

www.quicksilver-boats.com